

Wayne Out There (.com)

wayne-out-there

Stuff that matters to Wayne

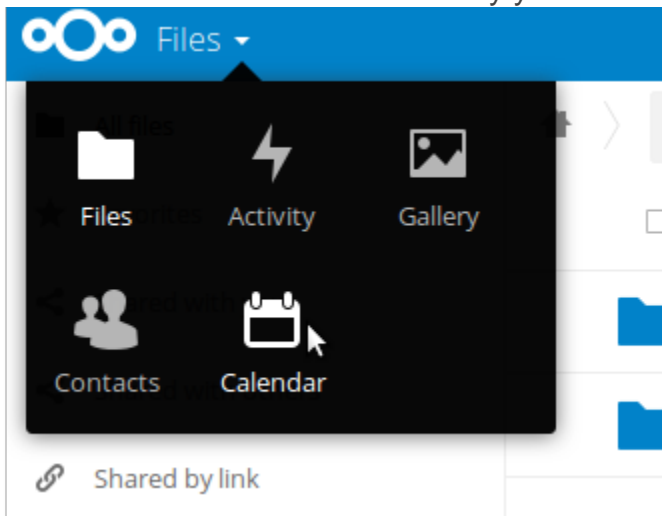
How to Sync a Calendar Between Owncloud/Nextcloud and Thunderbird Lightning

Posted on August 22, 2016 by admin

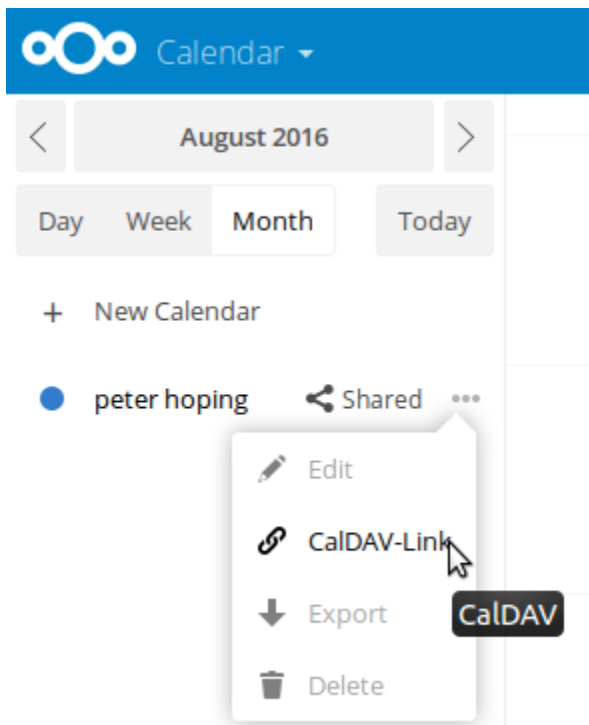
For some reason this is not that intuitive the first time and there don't seem to be many/any specific tutorials out there. I kept getting a 'modification fail' error message or other errors. So, here you go: In Nextcloud/Owncloud

1. Log in to your browser-based owncloud/nextcloud page
2. Go to the top left and click the down arrow to access the calendar app

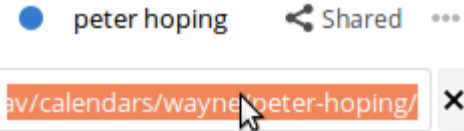
Note: this **must** be enabled first by your admin, if you happen also to be your own admin



3. Grab the caldav link from the ... share icon drop down



4. Select the content of the link and copy it to your clipboard



(control A/Control C)

Back in Thunderbird Lightning

Note: You must first have the Lightning add-on installed in Thunderbird if yours does not already have it. It should come default but I recall in the past it did not... Now skip past step [#10 in this tutorial](#), and start at the 'Back in Thunderbird Lightning' steps The key point is that it is 'caldav' that you select, *not* ical.

Posted in: Life Skills, Technology, Tutorial, Ubuntu | Tagged: Calendar, Lightning, Nextcloud, Owncloud, Thunderbird, Ubuntu | With 2 comments